



# Rock' Bar-B-Que


## Off-Set Adapter Blower Installation Instructions



Remove the wing nuts and one flat washer from the mounting screw. Leave one washer on the mounting post. Close the vent part way as shown. Drill a 1/4" inch hole through both the firebox door and the firebox vent slider (white arrow points to where hole gets drilled)



Insert the mounting screw through the hole you drilled from the inside. Use a screwdriver to tighten the wing nut as shown. Put the blower over the mounting screw as shown.



Put the other wing nut on and tighten in place  
Remove the Blower in the reverse order. Be careful the hardware will be HOT!

For more information, please see the instructional videos posted on our website at [www.rocksbarbque.com](http://www.rocksbarbque.com)